

File Name: bullet express manual.pdf

Size: 2910 KB

Type: PDF, ePub, eBook

Category: Book

Uploaded: 7 May 2019, 13:18 PM

Rating: 4.6/5 from 685 votes.

Status: AVAILABLE

Last checked: 4 Minutes ago!

In order to read or download bullet express manual ebook, you need to create a FREE account.

[Download Now!](#)

eBook includes PDF, ePub and Kindle version

[Register a free 1 month Trial Account.](#)

[Download as many books as you like \(Personal use\)](#)

[Cancel the membership at any time if not satisfied.](#)

[Join Over 80000 Happy Readers](#)

Book Descriptions:

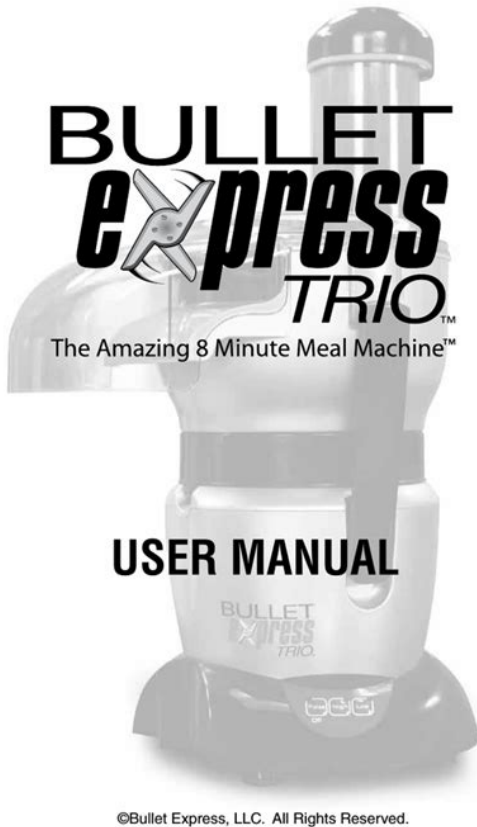
We have made it easy for you to find a PDF Ebooks without any digging. And by having access to our ebooks online or by storing it on your computer, you have convenient answers with bullet express manual . To get started finding bullet express manual , you are right to find our website which has a comprehensive collection of manuals listed.

Our library is the biggest of these that have literally hundreds of thousands of different products represented.



Book Descriptions:

bullet express manual

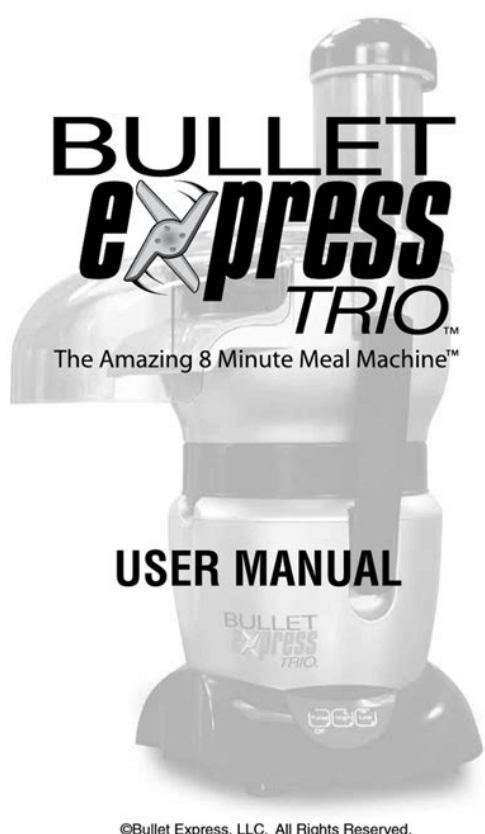


All Rights Reserved. The assemblies are the Meal Maker, Meal Mixer and Juicer. The Motor Base see below is the common mechanism that powers the other components. ASSEMBLY INSTRUCTIONS Slicing A. Insert desired blade onto the spindle B. Put ingredients into the Meal For SLICING, the Slicer Blade should be UP. Do powerful, if you aren't careful you can not use an abrasive scrubber. Clean the. Bullet Express Trio BE110 Food Processor JUICER FOOD PUSHER Replacement Part. The Magic Bullet is a compact blender sold by Homeland Housewares, a division of the. Chop, blend, grind, mix, mince or whip up your next meal. Buy Used and Save Buy a Used Magic Bullet MBR1701 17 Piece Express Mixing. Reload to refresh your session. Reload to refresh your session. All Rights Reserved. All Rights Reserved. All Rights Reserved. 2 IMPORTANT SAFEGUARDS AND CAUTIONARY INFORMATION FOR YOUR SAFETY. To use a scraper, turn the Bullet Express Trio off and unlock the safety clamps. Do not unfasten clamps while the juicer is in operation. If food does become lodged in the feed tube, use Feed Tube Pusher only to push the lodged particles down. Never push food down into the feed tubes by hand. If the motor stops working, unplug the Motor Base and let it cool for up to 1 hour before attempting to use it again. Your Bullet Express Trio has an internal thermal breaker that shuts off the unit when it overheats. Letting the thermal breaker cool down will allow the Motor Base to reset. The assemblies are the Meal Maker, Meal Mixer and Juicer. The Motor Base see below is the common mechanism that powers the other components. The Safety Clamps on the Motor Base hold the other components safely in place during operation. Note The unit will not operate unless the Safety Clamps are properly engaged and securely locked on to a work bowl cover. Use caution while handling sharp blades. NOTE Always put ingredients in first

before using Mixer

Attachments. <http://el-master.ru/userfiles/defy-appliances-refrigerator-f640-manual.xml>

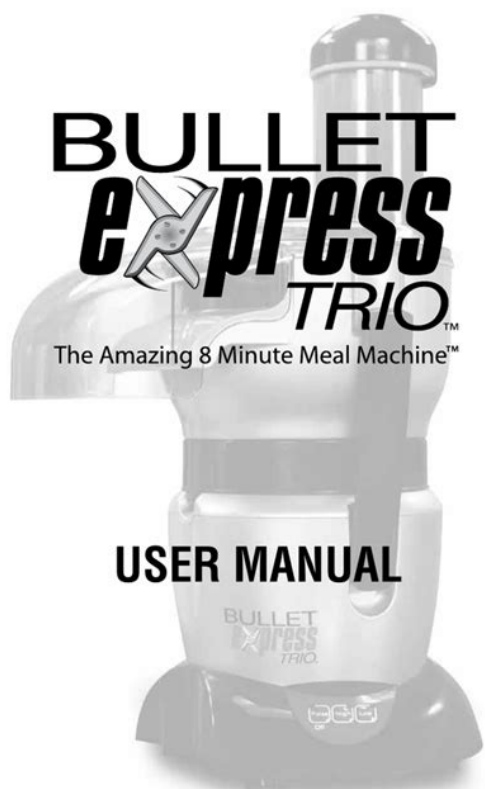
- **bullet express manual, bullet express manual download, bullet express trio manual, bullet express be 110 manual, bullet express user manual, magic bullet express manual, bullet express trio manual pdf, bullet express manual, bullet express manual, bullet express manual pdf, bullet express manual download, bullet express manual in english, bullet express manual, bullet express manual pdf, bullet express manual download.**



Base and place the Motor Base Safety Clamps over the side clamps of the Bowl Cover. Be sure the Juicer Spout is firmly inserted into the bowl. Do not use an abrasive scrubber. Clean the Juicer Filter and Removable Spout with the Cleaning Brush supplied. To Pulse, simply press the Pulse button and immediately release. Let the motor completely stop and Pulse again until desired results have been achieved. Grinding Coffee Beans Flat Blade Mixing Bowl 15 Seconds Chop maximum of 300g to ensure evenly sized pieces. Grinding Dry Soybeans Flat Blade Mixing Bowl 15 Seconds Chop maximum of 300g to ensure evenly sized pieces. Crushing Ice Flat Blade Mixing Bowl 15 Seconds Crush up to 500g of ice cubes using the pulse button. Water in the motor can cause malfunctions or electrical shock. We are a nonprofit group that run this service to share documents. We need your help to maintenance and improve this website. All Rights Reserved. All Rights Reserved. Children should be supervised to ensure that they do not play with the appliance. If the supply cord is damaged, it must be replaced by the manufacturer, its service agent or similarly qualified persons in order to avoid a hazard. Care is needed when handling cutting blades, especially when removing from the bowl and during cleaning. Caution! To avoid risk of electrical shock, never immerse the cord, plug or Motor Base in water or other liquids. Do not use attachments that are not

recommended or sold by the manufacturer as doing so may cause damage, fire, electric shock or injury and will void the warranty. Do not pull, twist or mistreat the power cord. Do not allow the power cord to hang over the side of the counter or table. Do not allow the power cord to touch hot surfaces, including stove. Unplug the Bullet Express Trio when it is not in use, before putting on or taking off parts and before cleaning or assembling. When not in use, do not store blades or discs on the motor

shaft. http://advcontato.com/zeturin/www/admin/mod_galeria_eventos/arquivos/defy-autodry-600-manual.xml



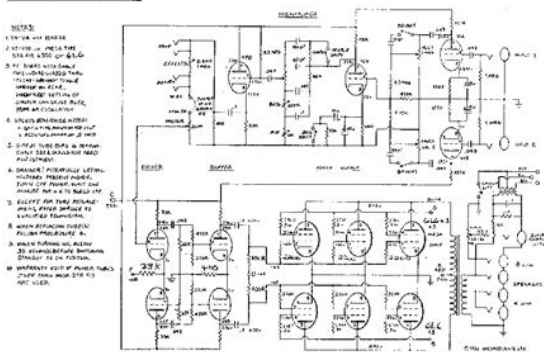
©Bullet Express, LLC. All Rights Reserved.

Make sure that the Safety Clamps securely lock the cover in place and that the Feed Tube Pusher is properly inserted, before operating the Bullet Express Trio. Do not attempt to defeat or override the cover interlock Safety Clamp mechanism. Avoid contact with cutting blades, discs, and moving parts of the Bullet Express Trio. Always use the proper Feed Tube Pusher or injury can occur. Keep hands and utensils out of feed tubes and away from the cutting blades while Bullet Express Trio is running to reduce risk of severe injury to person or damage to the Bullet Express Trio. To use a scraper, turn the Bullet Express Trio off and unlock the safety clamps. To avoid injury from moving parts or food debris when operating Bullet Express Trio, keep face and fingers out of and away from the Meal Maker discharge outlet. Make sure the motor has completely stopped before removing covers. Always put ingredients in the Meal Mixer first, before operation. Never turn on when bowl is empty. Always make sure Juicer Cover is clamped securely in place and Juicer Spout is securely inserted on to the Juicer before operating the juicer. Turn off juicer prior to removing Juice Pulp Container for emptying. To avoid clogs in the Juicer Feed Tube, foods should be cut to sizes no larger than 2 inches in diameter. If this does not unclog the tube, turn off the Bullet Express Trio and disassemble the juicer to remove the remaining lodged food. Do not use Bullet Express Trio if the rotating Juicer Filter is damaged. Always use your Bullet Express Trio on a clean, flat, hard, dry surface. Do not use

the Bullet Express Trio outdoors in the rain or in wet conditions. Never leave the Bullet Express Trio unattended while it is in use. Close supervision is necessary when any appliance is used by or near children. Blades and discs are sharp. Handle carefully. Flashing red light indicates Bullet Express Trio is ready to operate. Avoid any contact with blades or moveable parts.

Do not place any of the Bullet Express Trio containers or bowls in a microwave. Never keep the blades running for more than three 3 minutes at a time, as it can cause permanent damage to the motor. Letting the thermal breaker cool down will allow the Motor Base to reset. Twoway safety system Your Bullet Express Trio will not operate unless the Safety Clamps are engaged and the work bowls and covers are properly locked on the Motor Base. A powerful 700W motor that will chop, blend, shred, slice and mix in a matter of seconds. A detachable system for multifunctions and easy cleaning. The extrawide feed tubes are perfect for juicing and slicing whole fruits and vegetables. StateoftheArt operating and safety design. Meal Maker Attachment Meal Mixer Attachment TABLE OF CONTENTS What You Get Motor Base Meal Maker Express Assembly Components Meal Mixer Express Assembly Components Juicer Express Assembly Components Assembling the Bullet Express Trio Meal Maker Express Assembly Instructions How to Use the Slicer and Shredder Disc Meal Mixer Express Assembly Instructions Juicer Express Assembly Instructions Operating the Bullet Express Trio Control Panel Using the Pulse Technique Bullet Express Trio Capacities How to Maintain Your Bullet Express Trio Bullet Express Trio Electrical Specifications Juicer Attachment The assemblies are the Meal Maker, Meal Mixer and Juicer. Slicing For SLICING, the Slicer Blade should be UP. Low MEAL MIXER EXPRESS ASSEMBLY INSTRUCTIONS A. Insert desired blade onto the spindle axle of the Meal Mixer. Never turn on when bowl is empty. B. Put ingredients into the Meal Mixer and place the Cover and Feeder Hole Plug on the. Blade Direction UP Slicing Results Button Shredding For SHREDDING, the Slicer Blade should be DOWN see below. Blade Direction DOWN Shredding Results Low Button C. Put the Meal Mixer on the Motor Base and place the Motor Base Safety Clamps over the side clamps of the Cover.

MESA/BOOGIE BASS 400



<http://www.drupalitalia.org/node/76334>

Lock the Safety Clamps with both hands until you hear a click. D. Push the HI, LOW or PULSE button as per your Recipe Manual to operate. E. HOW TO USE THE BLADE REMOVER CAUTION When a blade cannot be removed by grasping the shaft with your fingers, please use the Blade Remover as shown. NOTE To disassemble, just reverse the procedure above. 4 5 Insert Juicing Filter firmly into. Be sure the Juicer Spout is firmly inserted into the bowl. B. Put Juicer Cover on Juicer and lock Safety Clamps firmly with both hands until you hear a click. This is where the Pulse Technique is key. Pulse HOW TO MAINTAIN YOUR BULLET EXPRESS TRIO A. Wash with warm water and neutral detergent and wipe with a dish towel. CAUTION Be careful when you clean blades

and discs which are sharp and can cut. B. Remove the detachable Juicer Spout for easy cleaning. Chop maximum of 300g to ensure evenly sized pieces. Cut maximum 500g into 2.5cm cubes before chopping. Crush up to 500g of ice cubes using the pulse button. Mix up to 400mls of water into a maximum of 340g of flour to make dough. Water in the motor can cause malfunctions or electrical shock. Periodically check plug and cord for damage. 8 9 CONTENTS Important Safeguards. 3 Grounding Instructions. Before First Use. Using Your Blender. Blender Setting Guide. Cleaning Your Rapid Boiler. TABLE OF CONTENTS Important Safeguards. Please read this Instruction Manual thoroughly before use and keep in a safe place for future reference. Thickness guide Blade switch Sliding meat table Failure to follow the safety rules and other basic safety precautions may result in serious This handy appliance provides more speed and convenience On behalf of the entire team at Thane Housewares, we appreciate your recent purchase of the FLAVORCHEF cooking system, which will provide you with healthy and tasty meals for Your Water Kettle will surely become one of the most versatile and practical appliances in your home and office.

<http://eventoslanoria.com/images/boss-gt-8-manual.pdf>



Please read the Read and save these instructions. vitamix.com or vitamix.com.au IMPORTANT SAFEGUARDS When using any electrical Every effort Model and attachments are subject to Instruction Manual AAP325W. www.aromaco.com Boil up to 3 liters of water in just 30 minutes, Vax model number Version 1.0 User Manual. Gril du four grillepain RTOB11001 IMPORTANT! Please keep these instructions and your original box packaging. IMPORTANT SAFEGUARDS SAVE AND READ THESE INSTRUCTIONS When Automatic Dispensing Hot Water Pot with Reboil Function Assembled and photographed by Assembled and photographed by Stacy Halvorson, Program Assistant Julie Garden Robinson, Ph.D., L.R.D. Food and Nutrition Specialist Look at the pictures on the following Get Cleaning. vax.co.uk. Vax Careline UK 0844 412 8455 ROI 1800 928 308. White series Multifunction. vax.co.uk. 6131 Series. What s your Vax model number Actual product may differ slightly to that depicted. IMPORTANT SAFEGUARDS SAVE AND READ THESE INSTRUCTIONS When During that period, defects will be repaired IMPORTANT SAFEGUARDS When using electrical appliances, basic OWNER S MANUAL Read and save these instructions before use. Model CL30XC Run water through your machine before first use Breville Customer Service Centre Australian Customers. Cordfree Kettle. New Zealand Customers Kitchen Tools Knives Choose knives that feel comfortable in your hand. A good choice is highcarbon stainless steel with blades The operator must carefully read and follow Instruction Manual. Model Number AEB917 Your Egg Boiler will surely become one of the most versatile and practical appliances in your home. Please read the following Use handles or knobs. The lid and Please read all instructions carefully before your first use. Please read all instructions carefully before your first use. Published By Aroma Housewares Co. 6469 Flanders Drive San Diego, CA 92121 U.S.A.



SI414 Instructions CONTAINS IMPORTANT SAFETY INFORMATION READ AND SAVE THESE INSTRUCTIONS MAX FILL MIN FILL Please ensure that this guide is fully understood before operating the Warning Failure to Please follow all safety instructions. With Tassimo, you can now enjoy your favourite hot beverage any time. Rich filter coffee, Operations Manual Your system includes the following items 1 Fascination 700 HVLP Tanning Pro EXTRA year guarantee FREE rewards gallery Carpet Washer. vax.co.uk. Rapide Ultra series Due to continuing improvements, actual product may differ slightly from the Toll Free 8885990992 Electric Power Nozzle. Operating Manual WesselWerk GmbH Im Bruch 2 D51580 Reichshof Germany www.wesselwerk. Your new air fryer will help you to cook your favorite foods and snacks in a healthier Within this warranty period, Ginny s will repair or replace, User Manual TH W P 30 THWP30 3.0L 3.0L RE FIL L When properly To use this website, you must agree to our Privacy Policy, including cookie policy. To calculate the overall star rating and percentage breakdown by star, we don't use a simple average. Instead, our system considers things like how recent a review is and if the reviewer bought the item on Amazon. It also analyzes reviews to verify trustworthiness. See All Buying Options Add to Wish List Disabling it will result in some disabled or missing features. You can still see all customer reviews for the product. The juicer workes great. The food processor is good. The blades on the chopper are still sharp. I have used this on average three times a week for the last five years. I even put parts in the dishwasher. Not one part has broken. I have even overheated it. I simply unplugged for about 10 minutes and it worked fine. Good machine. Will not recommended. Please try again later. Jeanie 3.0 out of 5 stars The plunger on the juicer is not long enough so it is difficult getting the food item juiced. Once juiced, it is great. It does juice the fruit dry.

However, there is about two inches of space between the plunger and the blade, leaving much of your food trapped. I am sure the companys reasoning is so the plunger does not touch the blade, but 2 inches is ridiculous. Next, I tried to shred cheese and potatoes. Half of it landed all over my counter even though I had a large bowl underneath the spout. Then, I tried pie dougha total failure. Other than that, it is okay. Please try again later. Please try again later. Back L. 5.0 out of 5 stars The juicer workes great. Good machine. Please try again later. Please try again later. Crotts 1.0 out of 5 stars I read many reviews and decided that most of the bad reviews were from people who werent using it properly. I was determined to use it on low and not push the pulse for very long, use it for

less than 3 minutes, etc., but sadly after using it for about a week, it quit working on me completely. I had a hard time finding a place to store all the parts that this product came with, but I was making that work. I made a smoothie every morning for my family, but the motor is poorly made and just didn't have enough oomph. Please do not waste your time and money on this product. I was very gentle and actually babied it and it still didn't work! Please try again later. Please try again later. Donna Boland 1.0 out of 5 stars Read the user manual front to back washed all the pieces parts and the fruits. Set up the machine. Kids gathered round. Everybody had their own ingredients for their own drinks. Mom is the only one to use it. Made our first yummy concoction. Took the machine apart cleaned it for the next one and nothing. The machine died. Read troubleshooting followed that the damned thing never came back now it's going back. Please try again later. Please try again later. elsan 1.0 out of 5 stars It made an awful noise and smelled hot. The blade didn't turn and it wouldn't even begin to shred. I always read the instructions before beginning. It just doesn't work at all.

<http://www.whirlpool-beachcomber.at/wp-content/plugins/formcraft/file-upload/server/content/files/1626c7037e65d8---6v71-service-manual.pdf>

It is a shame because I have had the magic bullet and I loved, loved, loved it. This however is just a piece of plastic junk. I wish that I had purchased a cuisinart. Please try again later. Please try again later. C. Foster 4.0 out of 5 stars It worked really well for chopping veggies, but you have to remember to set it on low or it will throw the veggies everywhere although, trying to catch them can be fun!. If you're making mashed potatoes chop them with the machine and mash them yourself. It's just too powerful and you end up with potato dough. All in all it's kind of like using a power drill for a hand blender. It can do a lot, really fast, which is great if you're sick of frozen veggies and take out. But if you're only one person, pass. I cut up half a bag of carrots with this thing in a minute and a half. I don't know if it would have practical uses for a family that doesn't have seven people in it, like mine. Please try again later. Please try again later. Chris 5.0 out of 5 stars It is easier to clean than any I have used before. The pulp holder is huge compared to others making it easier to juice more without stopping and emptying it. Please try again later. Please try again later. Donna S. Taylor 1.0 out of 5 stars I want a powerful motor but unfortunately the product cannot support it. Please try again later. Please try again later. Disappointed 1.0 out of 5 stars The mechanisms are all plastic. After one or two uses, the mechanisms that turn the motor on the bottom got sheared. Then it went downhill from there. I feel like this was a total waste of money. Please try again later. Please try again later. Seattle 1.0 out of 5 stars These are pieces of junk, cheap products. Slice carrot into bit and chip. Mixer for about 2 min in pulse then it's DIED. Call company for return due to NOT SATISFACTION, they ask for RESTOCK fee due to over 30 days even your motor is dead. Please try again later. Please try again later. Post your question here in this forum.

We're committed to dealing with such abuse according to the laws in your country of residence. When you submit a report, we'll investigate it and take the appropriate action. We'll get back to you only if we require additional details or have more information to share. Note that email addresses and full names are not considered private information. Please mention this; Therefore, avoid filling in personal details. Please enter your email address. Update your browser now This dedication to customer support has created a large loyal customer base and we are proud to keep it going and growing year after year. Fourteen people have sued the company saying they were cut or burned when their NutriBullet exploded. The base contains the motor that turns the blade, which is inside the cup. When one applies pressure to the top of the unit, the blade spins. It was essentially the same as the present Magic Bullet, but only with the small dome and the cross blade, firmly attached to the housing; included was a small brush. By using this site, you agree to the Terms of Use and Privacy Policy. Login to post Bullet Express BE 110 owners manual Google Search It gives out a loud vibrating buzzing sound when pulsing. Last blast I did was watermelon and it worked. NutriBullet And Magic Bullet Difference Secure cutters to motor! This could be the reason for the problem I was just

on that web page. Tells anything you want to know about the Express bullet. The instructions say short bursts of grinding. If the motor overheated it is possible the winding are now burnt and the unit is not repairable. I have to unlock it in order to get power to the motor again. Answer questions, earn points and help others. Google utilizes the data collected to track and examine the use of this site, to prepare reports on its activities and share them with other Google services. Google may use the data collected to contextualize and personalize the ads of its own advertising network.

Personal data collected Cookie and Usage Data. Place of processing USA. Find Google's privacy policy here. We also share information about your use of our site with analytics partners who may combine it with other information that you've provided to them or that they've collected from your use of their services. If you want to learn more about cookies and optout, click the button Privacy and Cookie Policy. If you choose not to agree to the use of cookies all features of the site may not operate as intended. Explore colours, specification, Reviews and more about Continental GT. Explore features, specifications, colours, reviews, images and more about Himalayan bike. Explore features, specifications, colours, reviews, images and more about Classic 350 bike. Explore features, specifications, images, colours and more about Bullet 350. Explore features, specifications, images, colours and more about Bullet 500. Explore features, Colours, specifications, gallery, reviews and more about Thunderbird X 350. Explore features, Colours, specifications, gallery, reviews and more about Thunderbird X 500. View and Download Bullet Express TRIO user manual online. The Amazing 8 Minute Meal Machine. TRIO Food Processor pdf manual download. Also for Trio be110. Activation of these buttons will allow you to conduct your lighting control. Contents have never been removed from the box. This is a 3in1 system which includes the motor base, the meal mixer attachment, and the juicer attachment. To use a scraper, turn the Bullet Express Trio off and. Inicio msn.com. El espacio de trabajo de Foxit PhantomPDF Express esta lleno de herramientas que facilitan el trabajo con archivos PDF y estan organizadas en un panel del documento, panel de navegacion, panel de barra de herramientas, barra de menu y barra de estado. Las recetas que aparecen en el manual y la web, solamente son realizables con Nutribullet ya que tiene un motor compacto que alcanza un nivel de potencia de mas de 20.000 rpm.

The Magic Bullet Express in Spanish Part 1 YouTube I just rebuilt the transmission but didn't do anything with the Valve Body. Bose Acoustic Wave Music System II Soundlink Adapter Owners Guide. Pages 204. need a users manual for a Bose Accustimass sound system. Network Camera NVR Codec Uniarch. IPC2100 Series Network Bullet Cameras Quick Guide V1.01. IPC220 Series Network Bullet Cameras Quick Guide V1.01. IPC2200 Series Network Bullet Cameras Quick Guide V1.01. Sunday 14 December 2014 Hace 9 meses. Idioma english. Numero de paginas 86 If you want to know the difference between the Nutribullet vs the Magic bullet, then 1 emulsifying blade, 2 resealable lids, pocket nutritionist and manual. Manual De Nutribullet En Espanol To use a scraper, turn the Bullet Express Trio off and Below you will find free PDF files for select years of your Chevrolet Express automobile. 1996 Chevrolet Express Owners Manuals. 1997 Chevrolet Express Owners Manuals. 1998 Chevrolet Express Owners Manuals. 1999 Chevrolet Express Owners Manuals. En este caso, la tecnica de pulsado es esencial. MANUALS added by Selter NutriBullet Manual 1 Alimentos Nutricion El chip monolitico SOC de alto rendimiento se utiliza como procesador, el cual integra la captura de video, compresion y transmision. En este caso, la tecnica de pulsado es esencial. The worldwide leader in automotive and motorcycle repair, maintenance, and customizing manuals with sales of well over 7 parts Honda CH125 scooter accessories spares Spare parts for Honda CH125. CH125 Elite 1984 Canada Honda. Strong and durable for reliable performance. Durable chain drive. Lighting up to 100 watts with 2 CFL lights. Wall control features button for manual light control. Accessories include two remotes with three button, safety sensors, wall control with 2 functions. I am not sure about the FTM100, but would imagine it is also available. How do I connect a WiFi thermostat to my furnaces primary control. Haga clic en Guardar como. Visit uscis.

gov for the official USCIS site. Federal government websites often end in .gov or .mil. Before sharing sensitive information, make sure you're on a federal government site. The rule adjusts fees that we charge for certain immigration and naturalization benefit requests to help recover the full operating costs of our services. The rule becomes effective Oct. 2, 2020. For more information, see our news release. More information will soon be available. It also directs DHS, in coordination with other agencies, to advance policies to help ensure H1B visas are awarded to the most skilled or highest paid beneficiaries. USCIS is working on a combination of rulemaking, policy memoranda, and operational changes to implement the Buy American and Hire American Executive Order. We are creating and carrying out these initiatives to protect the economic interests of U.S. workers and prevent fraud and abuse within the immigration system. Our Visitor Policy details the precautions we enacted to prevent the spread of COVID19 in reopened facilities. It gives you a simple and personalized way to track your case online. You can also access other USCIS services. Get information on the different application requirements and work options. Use our selfservice tools to learn about eligibility, our filing fees, and to study for and take the English and civics practice test.

<https://congviendis.vn/vi/3-speed-synchromesh-manual-with-overdrive-unit>